



Sample Kit

EP9 IGBT/FET Transformer

EP9 Series – B82804E*



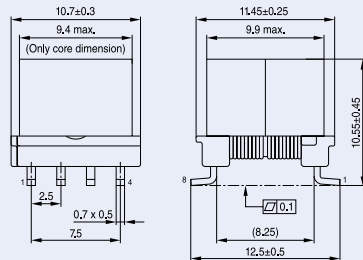
www.tdk-electronics.tdk.com

EP9 – IGBT/FET transformer

Turns ratio	Np : Ns	1 : 2.8 : 1.53	1 : 2.9 : 1
L N1 typ (inductance)	μH	260	47
CP : N1/N2, N3 @ 10 kHz, 1 V	pF	2	2
R_{DC}, N1	mΩ	180	140
R_{DC}, N2	mΩ	1250	400
R_{DC}, N3	mΩ	780	160
Height h_{max}	mm	11.0	11.0
Approx. weight	g	2.5	2.5
Topology		Half bridge	Push-pull
Ordering code	B82804*	E0164A200	E0473A200

Technical data

















- Ferrite core MnZn
- SMD
- High voltage test routine test: 50 Hz, 1 sec, 2500 V AC
- Very low coupling capacity
- Operating temp: -40 ... +150 °C
- RoHS compatible
- Tape & reel 330 mm



Content: 8 pcs. per ordering code

B82804E0164A200

B82804E0473A200



Important information: It is incumbent on the customer to check and decide whether a product is suitable for use in a particular application. Our products are described in detail in our data sheets. Our *Important notes* and the product-specific *Cautions and warnings* must be observed. All relevant information is available through our sales offices.